



World day – serious claims in the workplace

Weeks off work for serious claims in 2013-14



5.3 weeks
men



6 weeks
women



in 2014-15


5.9 serious claims

per million hours worked

highest frequency rate

men

7.9



7.7

women

60-64 year olds = 7.8 serious claims*

32%

in 2014-15 were for muscular stress while lifting or handling objects



serious claims



33%



the rate of serious claims fell between 2000-01 & 2013-14

All statistics for the serious claims infographic have been sourced from Safe Work Australia's Australian Worker's Compensation Statistics, 2014-15 report

*per million hours in 2014-15

Note: This infographic was revised and re-issued on 17 July 2017. Any copies of this infographic that were downloaded or printed on or before 17 July 2017 are now out of date and should be replaced with this version.



safe work australia