

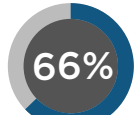
WHS in agriculture (2005-2015)



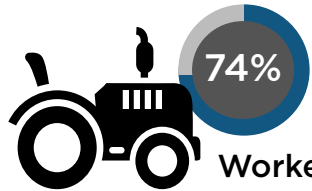
In 2015-16, the agriculture industry made up **2.3% of the workforce**, but accounted for **23% of worker fatalities**.

Agriculture Fatalities

of workers were killed in a single vehicle incident




36% were driving a tractor, 16% were driving a quad bike, 7% were driving a truck, 7% were on foot and killed by a vehicle.



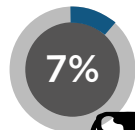
Worker deaths involved a vehicle




each year in the agriculture industry (2005 -2015)



of fatalities occurred on a farm



workers killed while mustering



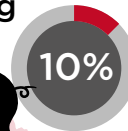
of serious claims occurred from a vehicle incident



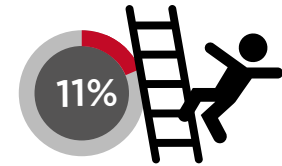
3015 serious claims

in the agriculture industry per year (2004-05 to 2014-15)


of serious claims occurred from being hit by an animal



Agriculture Serious claims



of serious claims occurred from a fall from height



of serious claims occurred from muscular stress while handling objects

SOURCE: Traumatic Injury Fatalities database and National Data Set for Compensation-Based Statistics, Safe Work Australia 2017



safe work australia