



Workers' compensation claims in 2014-15

Percentage of claims




36%
of claims



64%
of claims

Types of claims



10%
were due
to diseases



90%
were due to injury
and musculoskeletal
disorders

Objects involved in claims



16%
of claims were
due to Machinery
and fixed plant



25%
of claims
were due to
Non-powered
hand tools and
equipment

Occupation



Labourers had
the highest
rate of workers'
compensation claims

Industry



Health care and
social assistance
industry had
the highest
number of claims



Agriculture,
forestry and
fishing industry
had the highest
rate of claims

Cause of claims



32%
muscular stress
while lifting or
handling objects



23%
falls, trips and slips

Areas of the body most affected by injury and disease

11%
shoulder



13%
hand

10%
knee

21%
Back

Please note: All statistics relate to serious claims. All statistics for this infographic have been sourced from Safe Work Australia's Australian Workers' Compensation Statistics 2014-15 report.



safe work australia