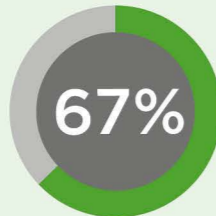


AGRICULTURE FATALITIES




of workers were killed in a single vehicle incident



36% were driving a tractor, 16% were driving a quad bike, 7% were driving a truck, 7% were on foot and killed by a vehicle.



each year in agriculture industry (2005 -2014)




of fatalities occurred on a farm

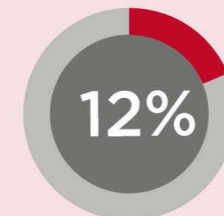


Source: Traumatic Injury Fatalities database and National Data Set for Compensation-Based Statistics, Safe Work Australia 2016

For more information about Safe Work Australia's data and statistics publications [subscribe](#) to 'statistical and data reports' email updates or visit www.safeworkaustralia.gov.au/sites/swa/statistics




of serious claims occurred from a vehicle incident



of serious claims occurred from a fall from height




each year in the agriculture sector (2004 - 5 to 2012 - 14)



of serious claims occurred from muscular stress while handling objects

of serious claims occurred from being hit by an animal



AGRICULTURE SERIOUS CLAIMS