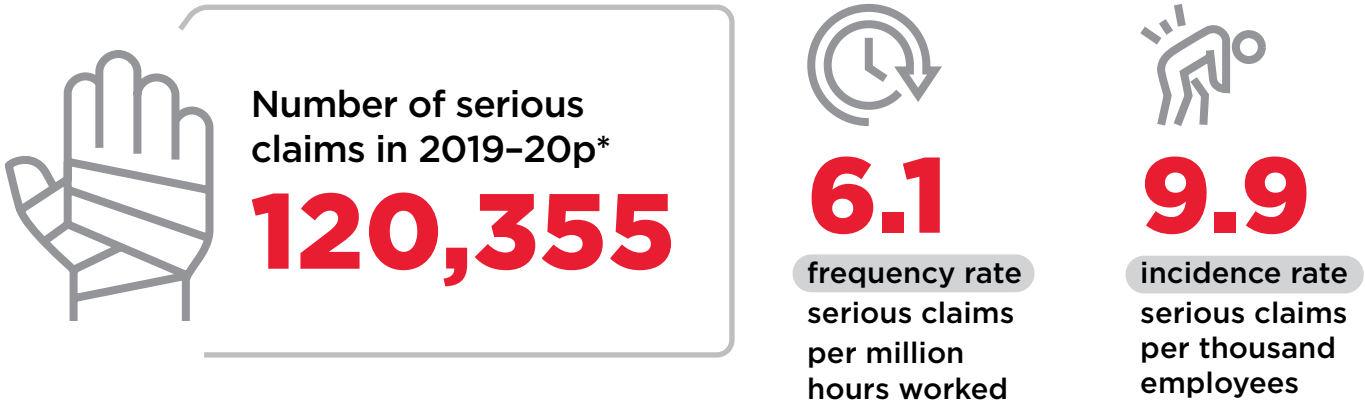



Australian Workers' Compensation Statistics

Report 2019-20*

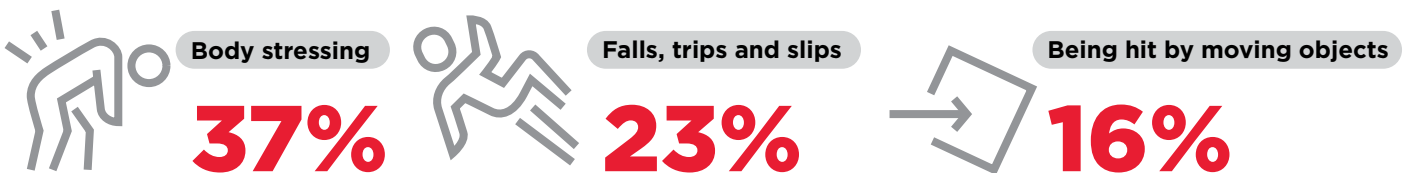
Serious claims in 2019-20p*



Frequency rate of serious claims by gender 2019-20p*



Main causes of serious claims (by mechanism of incident) in 2019-20p*



Notes:

*preliminary data subject to revision in future years as further claims are finalised. Serious claims include all accepted workers' compensation claims for an incapacity that results in a total absence from work of one working week or more, excluding fatalities and journey claims.

Rates are calculated using unrounded numbers.

Australian Workers' Compensation Statistics

Report 2019-20*

Serious claims in 2019-20*

Occupations with the highest frequency rates in 2019-20*



Labourers

18.1

serious claims per million hours worked



Community and personal service workers

13.9

serious claims per million hours worked



Machinery operators and drivers

11.4

serious claims per million hours worked

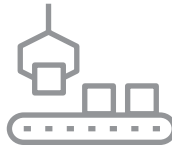
Industries with the highest frequency rates of serious claims in 2019-20*



Agriculture, forestry and fishing

9.6

serious claims per million hours worked



Manufacturing

9.1

serious claims per million hours worked



Transport, postal and warehousing

8.9

serious claims per million hours worked

Serious claims 2009-10 and 2018-19



Frequency rate of serious claims per million hours worked

↓ **decreased by 23%**

from **7.5** to **5.8** serious claims per million hours worked



Median time lost for a serious claim

↑ **increased by 40%**

from **5.0** to **7.0** working weeks



The total number of serious claims in Australia

↓ **decreased by 7%**

from **124,365** to **115,707** serious claims

despite the number of workers increasing by **22%** over the same period.

Notes:

*preliminary data subject to revision in future years as further claims are finalised. Serious claims include all accepted workers' compensation claims for an incapacity that results in a total absence from work of one working week or more, excluding fatalities and journey claims.

Rates are calculated using unrounded numbers.